

Highlights

Share photos of *High Five* crafts
and recipes your child makes! →



SCAN ME

JANUARY 2026
HIGHLIGHTS.COM

High Five

Let's Go!



**Look
for this
hidden
bell!**



Pages 10-11

HELLO

We're so glad you're a High Five Family!

PAREN

The Year of Curious

Do you do
New Year's resolutions?



Let me know @
Highlights.com/Parents.

At High Five, we love when kids ask questions. Questions show what kids are observing and how their minds work.

Of course, that doesn't mean answers are easy, especially if parents have to come up with them on the spot. While we can't tackle all the whys you might get asked, we have focused on a few common winter questions and answers in "Why" (pages 12–15). We hope that our readers will recognize some of their questions in this piece. And **IF YOU HAVE SOME GREAT QUESTIONS YOUR KIDS HAVE ASKED YOU**, we'd love to hear about them!

Thanks for kicking off your new year with us!

← *Meghan*

Editor: High Five Magazine

TS



Winter Activity Box
Keep the winter doldrums away with the *High Five* Winter Activity Box. You'll find plenty to make, like this fab gnome home!

FIND IT HERE!



Jameson - age 4
Puzzle - August 2025

“Corny jokes and all, “That’s Silly” is his favorite laugh each month. This one really cracked him up!”



Miles - age 2, Maxine - age 5,
Cadence - age 2

“Miles, Maxine, and Cadence loved making robots from the July 2025 issue. They even made a stop-motion animation.”



Aera - age 3 1/2
Recipe - High Five Activity Box

Love that pink umbrella!

We See You!

Send more photos to:
[Highlights.com/HighFive](https://www.highlights.com/HighFive) and
tag us @highlightsforchildren.



Bird Baseball

By Sara Matson • Art by Tony Neal

A pack of penguins wondered what
to do one winter day.

"I'm sick of swimming!" grumbled one.

"Let's find a game to play."



She scooped a flipperful of snow
and packed it round and small,
then grabbed a long, strong icicle
and hollered, "Let's play ball!"

A Snack for Bear

Little Bear



with fluffy hair



eats a pear



on his chair!





Snowy Day

By Lissa Rovetch ★ Art by Deborah Melmon

Mom and Dad were out for a walk, so Tex and Indi's sister Arizona was in charge.

"I wish we lived where there was snow," said Indi.

"Me too," said Tex.

"Well," said Arizona. "How about we make our very own snow day?"

"How can we have a snow day without snow?" said Tex.





Arizona folded a piece of paper one, two, three times. Then she cut out some pieces, snip, snip, snip.

“Wow!” Indi cheered. “It’s a beautiful snowflake.”

“I want to make one!” said Tex.

“We can make lots,” said Arizona. “And hang them on the window!”



“Too bad we can’t make a snowman out of paper,” said Indi.

“Hmm,” said Arizona. “What else could we use?”

“I know!” said Tex. “That modeling clay.”

They rolled out three white balls, made an orange carrot nose, and used black clay for the eyes and hat.

“We made the best tiny snowman!” said Indi. “Now we just need a snowball fight.”



“That’s one thing we really do need snow for!” said Tex.

“Unless...” Indi said, pointing to the bag of cotton balls. “Our snowmen can have a snowball fight with cotton balls!”

“Only if they throw gently,” Arizona agreed.

And they had the very best snowball fight with snowmen.

“Our snow day isn’t very cold,” said Tex. “But it sure is cool!” ❄️





Knitting Animals



Ruler



Moon



Pizza



Ring



Teacup



Art by Gina Perry

Find the objects hidden in the picture!




Banana



Bell



Glove

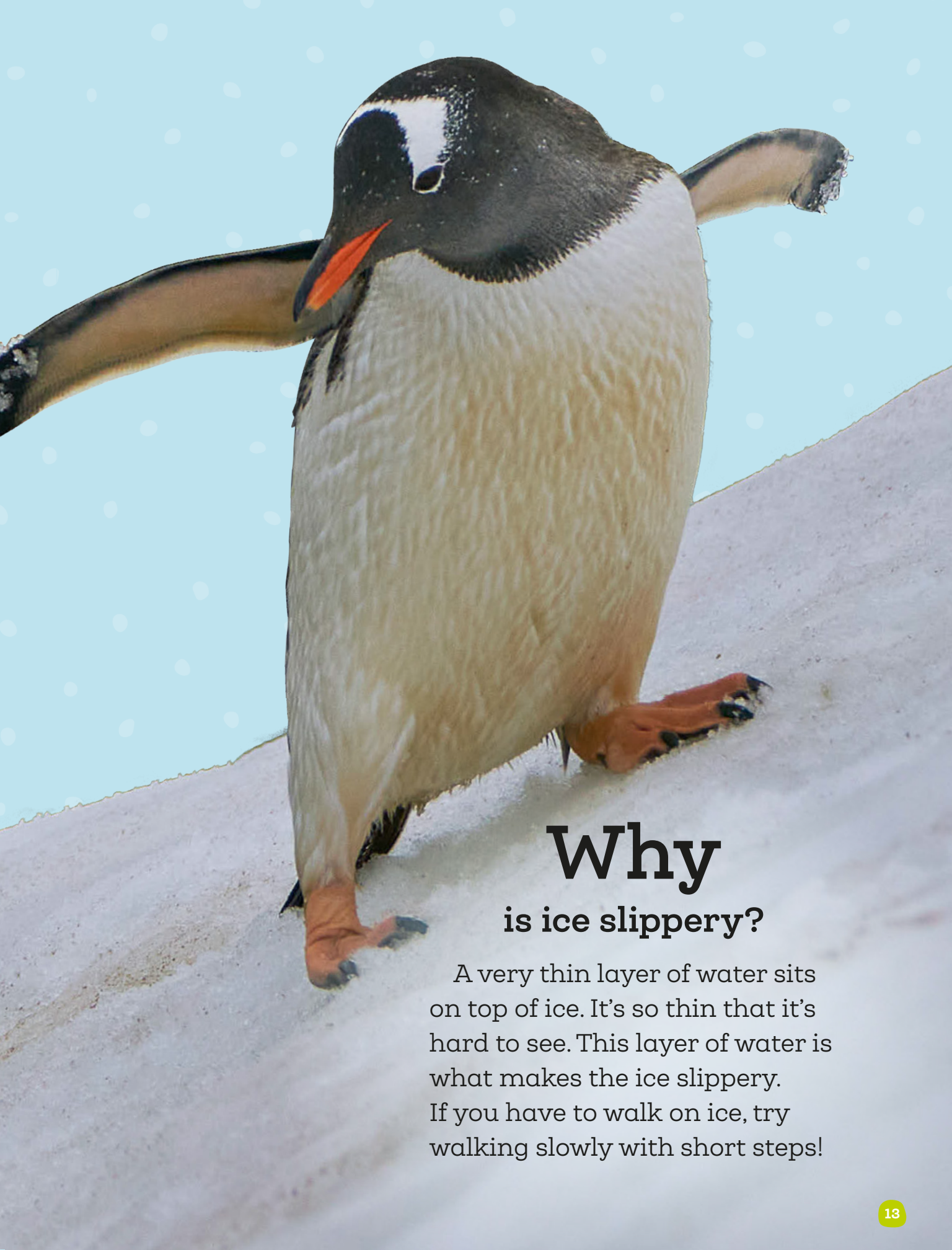


Flag

WHY?

Kids like you have LOTS of questions!

That is how you learn about the world around you. Here are answers to four questions that you might have this winter.



Why is ice slippery?

A very thin layer of water sits on top of ice. It's so thin that it's hard to see. This layer of water is what makes the ice slippery. If you have to walk on ice, try walking slowly with short steps!

Why

do marshmallows melt in hot chocolate?

Heat from the hot chocolate breaks down the marshmallow into tiny parts. The small parts mix with the liquid. **YUMMY!**



Why do I sneeze?

Little bits of dust, germs, and other things can get into your nose. Sneezing pushes air through your nostrils, which helps rid your nose of these things.

A CHOO

What are your
WHY or **HOW**
questions?

Tell us at
[Highlights.com/
Highfive](https://www.Highlights.com/Highfive).



Why do I wear a coat in cold weather?

Your body makes heat. But when it's cold out, you lose this heat quickly. A coat traps the heat against you, keeping you toasty. ❄️

Look and Look Again

Art by Anna Clark

All the



How are these pictures the same?

RED Things



How are they different?



Supermarket

What silly things do you see?



Soup Weather

By Eileen Spinelli • Art by Mike Brownlow

It was a cold winter day. Mama said, "This is soup weather."

Papa pulled the big soup kettle from the cabinet. "What kind of soup should I make?" he asked.





“I have a cold,” said Grandpa.
“Maybe you can make tomato
soup. There’s lots of vitamin C in
tomatoes.”

“Or kale soup,” said Granny.
“There’s nothing healthier than kale.”

“Alphabet soup?” asked Grandpa.

“Yes,” said Little Bunny. “With alphabet soup, I can spell out ‘I love you.’”

Granny smiled. “Alphabet vegetable soup with love. It doesn’t get any warmer than that!” 🍲



Calling on a Squash

By Pamela B. Taylor ★ Art by Nathan Reed

One *ringy dingy*,
two *ringy zingy*!
I'll give you a call
on my zucchini.

If I don't reach you,
by calling on a squash,
I'll take this zucchini,
and we'll make goulash!

Look
for the
LETTER Z
in the picture.
What else do
you see?







Playing with Colors

By Ana Galán ★ Art by Francesca Assirelli ★ Pronunciation by Linda Elman, Ph.D.

Lola Chick stood on a stool in the kitchen. There were glasses of water and little bottles with colorful caps.

“¿Qué es esto?” she asked, pointing at the bottles.

“It’s food coloring! We’re making colorful toast,” replied Grandma Hen.

¿Qué es esto?

KEH EH SEHSS-toh

What is this?



“¿Qué pasa si uso rojo y azul?”

Lola Chick asked.

“Let’s find out,” said Grandma Hen.

Lola squeezed in a few drops of red and blue into a cup of water and stirred fast—swish, swish!

“¡Es morado!” she said, smiling big.

¿Qué pasa si uso rojo y azul?

KEH PAH-sah SEE OO-soh
ROH-ho ee ah-SOOL

What if I use red and blue?

¡Es morado!

EHSS moh-RAH-doh

It is purple!





Then she mixed yellow
and red. “¡Anaranjado!”

ah-nah-rah-n-
HAH-doh
Orange!

Orange!

Then blue and yellow. “¡Verde!”

¡Verde!
BEHR-deh
Green!



28

Green!



Colors were everywhere—on the tablecloth and on the tips of Lola Chick’s feathers!

“Our toast is going to be so colorful,” said Grandma Hen.

Lola Chick grinned. “¡Me gusta!” 🍴

¡Me gusta!

MEH GOO-stah

I like it!

Move It!


Blanket



Swing your blanket round and round!



Let it float down to the ground.



Be a ghost and give a fright,

Moves

By Allison Strick ★ Art by Erica Sirotych



Surf it like an ocean wave!



Hide beneath—you're in a cave!



Snuggle up and say good night.

Recipe

Breakfast

Make breakfast super-duper fun by adding toppings to your favorite yogurt. Try these combos or make up your own!

Banana



Mini
chocolate
chips

**MONKEY
BUSINESS**

Granola

Jam



Crispy rice
cereal

Sprinkles



UNICORN

Sundaes



MIX IT UP!
Try eggs instead of yogurt.

Polar Bear


Before You Begin

Adult: Cut a triangular piece of cardboard for the head. The triangle base should be the same width as the cardboard tube. Then, cut a triangle from one end of the tube.




1 Cover.

Paint the polar bear's head and let it dry. Cover the pre-cut tube with double-sided tape.



2 Unroll.

Unroll cotton balls. Stick them onto the tape-covered tube. Add a pom-pom tail.



3 Tie.

Put a long string through the tube. Tie each end to a craft stick. Glue two pieces of white yarn to the inside edges of the tube (for legs). Add pom-pom feet. Let dry.



4 Assemble.

Draw a face on the painted head. Glue on two pom-pom ears. Glue the head inside the tube.

Marionette

By Jodi Levine ★ Photos by Dish Works Studio

You Need

- ★ Cardboard
- ★ Short cardboard tube
- ★ White paint
- ★ Double-sided tape
- ★ Cotton balls
- ★ 7 small white pompoms
- ★ String
- ★ Craft stick
- ★ White yarn
- ★ Glue
- ★ Marker



Send us your photos!
[Highlights.com/HighFive](https://www.Highlights.com/HighFive)

Thanks for reading!

Your High Five! *

We See You!



COBALT
age 2, California
(craft from August 2025)



THEA and TEDDY
ages 6 and 2, Nebraska
(recipe from May 2025)




LAYLA
age 6, Kentucky
(recipe from June 2025)



JACK
age 3, Maryland
(craft from High Five Activity Box)

Which robot
doesn't have a
match?



Look for the
hidden "Smiling
H" on the front
cover.

Volume 20 • Number 1 • Issue No. 229

VP, Product Development: Liz Van Doren

Senior Creative Director: Marie O'Neill

Senior Editorial Director: Marlo Scrimizzi

Editor: Meghan Dombrik-Green

Creative Director: Patrick Greenish, Jr.

Senior Designer: Liz Williams

Nonfiction Editor: Andrea Sillen

Craft and Recipe Editor: Madison Gepper

Editorial Production Manager:

Caitlin Conley

HF_AB637

Dir., Managing Editorial, Publishing

Operations: Rebecca Roan

Production Artist: Dave Justice

Editorial Offices

807 Church Street,
Honesdale, PA 18431-1895.

CEO: Kent S. Johnson

President: Mary-Alice Moore

Business Offices

Highlights for Children, Inc.,

1800 Watermark Drive,

P.O. Box 269, Columbus, OH 43216-0269.

Copyright © 2025, Highlights for Children, Inc.

All rights reserved. *Highlights High Five* is published
monthly. Cover price: \$6.99

ISSN 1943-1465 (print) ISSN 2330-6955 (online)

Printed by Sheridan, Pontiac, IL

Periodicals postage paid at Columbus, OH;
Toronto, ON; and at additional mailing offices.

U.S. POSTMASTER: Send address changes to
Highlights High Five, P.O. Box 6038, Harlan, IA
51593-1538.

CANADA POST: Publications Mail Agreement No.
40065670. Return undeliverable Canadian addresses
to P.O. Box 99 Str. Main, Milton, ON L9T 9Z9.

Sometimes we make our list of customer names
available to other carefully screened companies
whose products and services might be of interest
to you. We never provide children's names. If you
do not wish to receive these mailings, please
contact us and include your account number.

To subscribe or manage your account, contact us
at www.Highlights.com or 1-800-255-9517

Credits: Front-cover art: Mitch Mortimer
Inside front-cover art of editor: Ana Sanfelloppo
Stock photo credits: Getty Images (pages 12-15, 36)